



Shipping Methods By Customer Group Extension for Magento 2

1. Product Specification

Shipping Methods By Customer Group is a Magento 2 extension developed by PIT Solutions which helps admin users to show or hide shipping methods for certain customer groups in frontend.

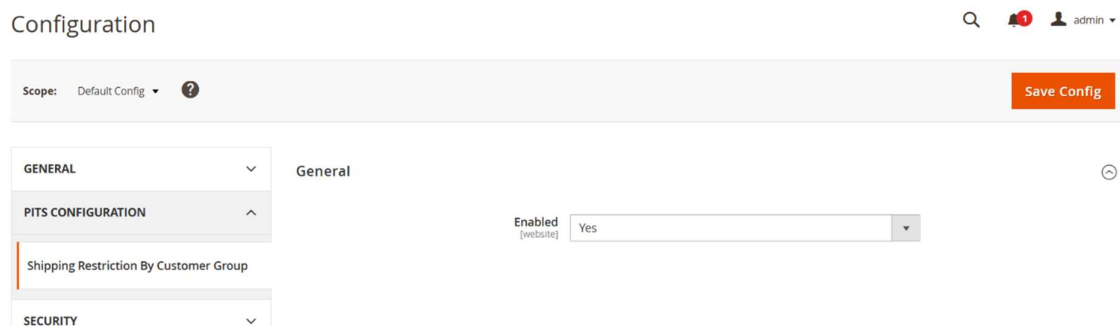
Features

- Admin can show or hide shipping method according to customer group.
- Shipping methods and customer groups are shown in a single page for easy access.
- Only enabled shipping methods shows in the backend configuration shipping method list.
- Admin has "allow" and "deny" options.
- Admin can restrict shipping methods for each website.

2. Screenshots / Video

2.1 General Configuration

Navigate to *Admin -> Stores -> Configuration -> Pits Configuration -> Shipping Restriction by Customer Group*.



Enabled: To enable the extension select "Yes".



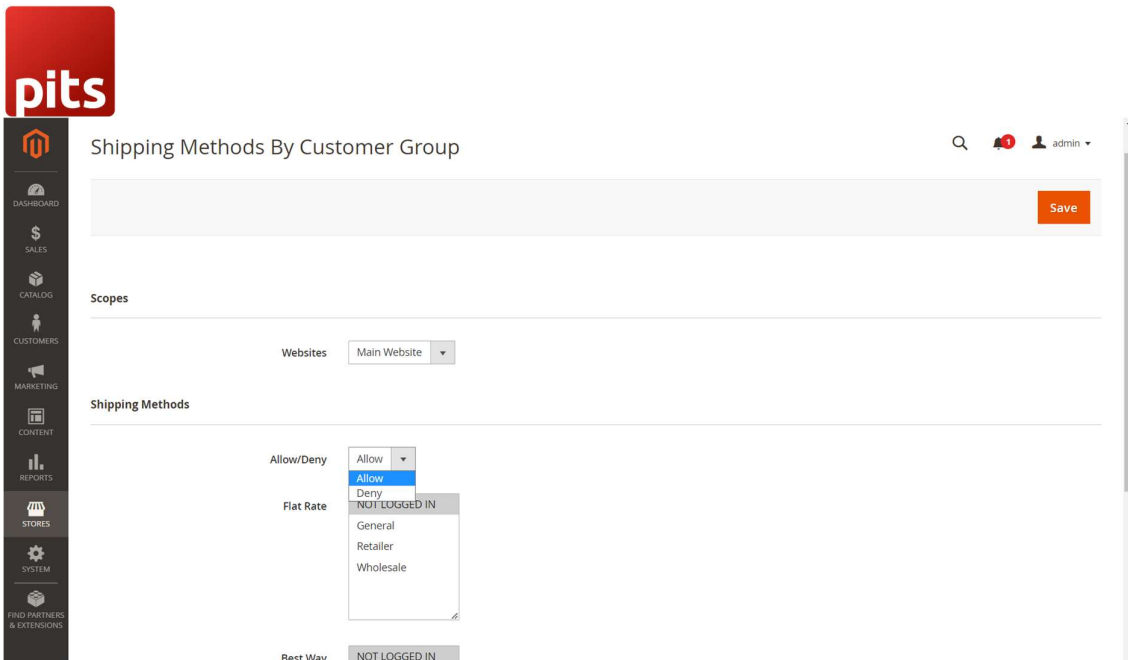
2.2 Shipping Method Configurations

Can access Shipping Methods By Customer Group extension from Stores > PITS Configuration > Shipping Methods By Customer Group

The screenshot shows the 'Shipping Methods By Customer Group' configuration page. The left sidebar contains navigation icons for Dashboard, Sales, Catalog, Customers, Marketing, Content, Reports, Stores, System, and Find Partners & Extensions. The main content area has a title 'Shipping Methods By Customer Group' and a search icon. Below the title is a 'Save' button. The 'Scopes' section has a 'Websites' dropdown menu set to 'Main Website'. The 'Shipping Methods' section has an 'Allow/Deny' dropdown set to 'Allow' and a 'Flat Rate' dropdown menu with options: 'NOT LOGGED IN', 'General', 'Retailer', and 'Wholesale'.

The screenshot shows the 'Shipping Methods By Customer Group' configuration page. The left sidebar contains navigation icons for Dashboard, Sales, Catalog, Customers, Marketing, Content, Reports, Stores, System, and Find Partners & Extensions. The main content area has a title 'Shipping Methods By Customer Group' and a search icon. Below the title is a 'Save' button. The 'Scopes' section has a 'Websites' dropdown menu with 'Main Website' selected and 'website 2' listed below it. The 'Shipping Methods' section has an 'Allow/Deny' dropdown set to 'Allow' and a 'Flat Rate' dropdown menu with options: 'NOT LOGGED IN', 'General', 'Retailer', and 'Wholesale'.

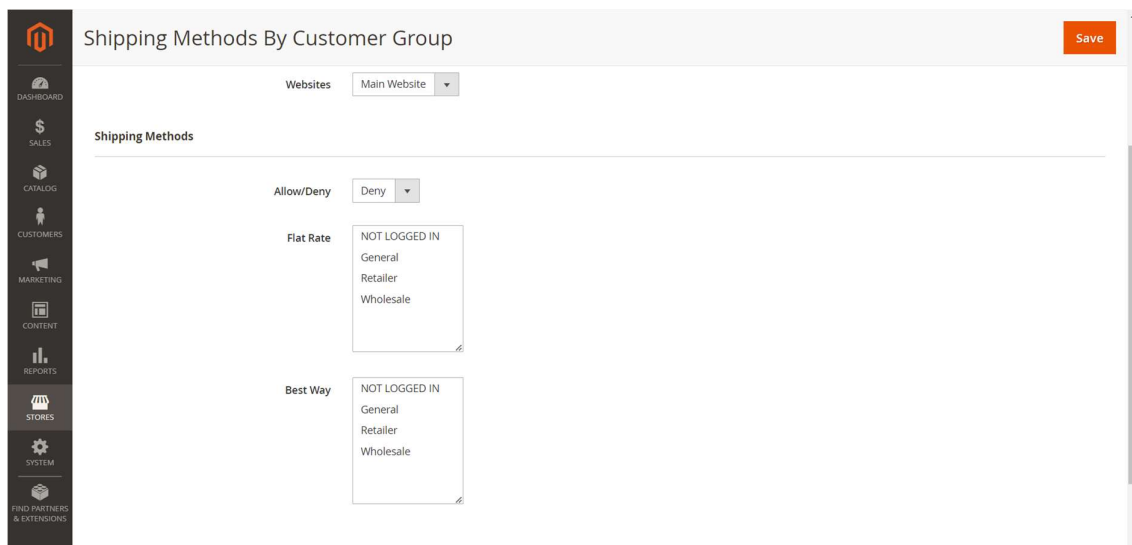
Available websites are listed in dropdown “Websites”.



The dropdown “Allow/Deny” provides the option to Allow or Deny each shipping method for customer groups.

Enabled shipping methods are listed, and all available customer groups are listed against each shipping method.

Use case 1 : “Allow/Deny” drop-down is selected with “Deny”. None of the shipping methods are denied



Go to Stores > PITS Configuration > Shipping Methods By Customer Group



If “Allow/Deny” drop-down is selected with “Deny”, then that particular shipping method will not be displayed in checkout for the selected customer groups. None of the shipping methods are denied here since no customer group selected in the above configuration.

A screenshot of a checkout form. At the top, there is a red bar with the 'pits' logo. Below it, the form contains several input fields: 'State/Province' with a dropdown menu showing 'Please select a region, state or province.', 'City', 'Zip/Postal Code', and 'Phone Number' with a help icon. Below these fields is a section titled 'Shipping Methods' with a horizontal line. Under this section, there are four radio button options: '\$5.00 Fixed Flat Rate', '\$15.00 Table Rate', and 'Best Way'. A blue 'Next' button is located to the right of the shipping methods. At the bottom of the page, there is a dark grey footer with the text 'Copyright © 2013-present Magento, Inc. All rights reserved.'

So, all shipping methods are displayed in checkout.

Use case 2 : “Allow/Deny” drop-down is selected with “Deny”.

Please note that “Allow/Deny” drop-down is selected with “Deny”.

Select a customer group to **deny** that customer group the selected shipping method. Here we selected Flat Rate for Not logged in customer group and saved it.

In checkout page, the denied shipping method “Flat Rate” will NOT be displayed for Not Logged In customer group.



Use case 3: "Allow/Deny" drop-down is selected with "Allow". None of the shipping methods are allowed

If "Allow/Deny" drop-down is selected with "Allow" and no customer groups are selected, then no shipping method will be shown in the frontend.

The screenshot shows the 'Shipping Methods By Customer Group' configuration page. The 'Websites' dropdown is set to 'Main Website'. The 'Allow/Deny' dropdown is set to 'Allow'. There are two dropdown menus for 'Flat Rate' and 'Best Way', both showing 'NOT LOGGED IN', 'General', 'Retailer', and 'Wholesale'. Below these, there are several input fields for address information: Country (United States), State/Province (Please select a region, state or province.), City, Zip/Postal Code, and Phone Number. At the bottom, there is a message: 'Shipping Methods' followed by 'Sorry, no quotes are available for this order at this time'.



Use case 4: “Allow/Deny” drop-down is selected with “Allow”.

Shipping Methods By Customer Group Save

✓ You saved the shipping methods visibility.

Scopes

Websites: Main Website

Shipping Methods

Allow/Deny: Allow

Flat Rate: NOT LOGGED IN
General
Retailer
Wholesale

Best Way: NOT LOGGED IN
General

Please note that “Allow/Deny” drop-down is selected with “Allow”.

Select a customer group to **allow** that customer group the selected shipping method. Here we selected Flat Rate for Not Logged In customer group and saved it.

Only the selected shipping method is displayed in checkout.

Country *
United States

State/Province *
Please select a region, state or province.

City *

Zip/Postal Code *

Phone Number *

Shipping Methods

\$5.00 Fixed Flat Rate

[Next](#)

Copyright © 2013-present Magento, Inc. All rights reserved.

Note:



Only enabled shipping methods in the backend section Stores > Configuration > Sales > Delivery Methods will be shown in the "Shipping method by customer Group" configuration list.

3. Technical Requirements / Compatible with:

Magento Community 2.4.0 – 2.4.8

4. Installation

To install the module, follow the steps below.

Step 1: Download the module/extension and unzip it.

Step 2: Access your web server directories and upload the content of the folder into `app/code/Pits/ShippingMethodByCustomerGroup/` directory.

Step 3: Run the following commands to complete the installation.

1. Enable the module - `php bin/magento module:enable`
2. Update of the database - `php bin/magento setup:upgrade`
3. Generate and pre-compile classes - `php bin/magento setup:di:compile`
4. Deploy static files - `php bin/magento setup:static-content:deploy`

5. Supported Languages

English and German languages.

6. Change Log / Release Notes

Version: 1.0.1: June 2025

- Compatible with Magento Open Source (CE): 2.4.0 - 2.4.8
- Compatible with Hyvä theme 1.3.14
- Admin Configuration Enhancements.

Version: 1.0.0

- Compatible with Open Source (CE): 2.4.7-p3
- Admin can show/hide shipping method according to customer groups.
- Allow/Deny option for shipping methods.



7. Support

If you have questions, use our contact form in webshopextension.com