



Delivery Date and Time

PRODUCT SPECIFICATION

Delivery date and time is a Magento 2 extension developed by PIT solutions, which allows the customer to select the desired delivery date, time and add comments from the checkout page while placing an order. This extension is configurable such that the admin can add delivery holidays, time slots for the customer to choose from. The delivery information collected at the time of placing order will be displayed both in the admin and customer's order detail view page.

FEATURES

- You can easily enable/disable this extension from the admin panel.
- Can enable/disable delivery comment and time slots.
- Can add delivery off/holiday dates from the admin.
- Can add delivery time slots from the admin.
- No coding is required to add data in admin.
- Fast and fine performance.
- Hyva theme compatible.

INSTALLATION

To install the Delivery Date and Time Extension for Magento 2, follow the steps below. Please ignore the steps 1 and 2 if you are using composer to install the extension.

1) Download the extension.

2) Access your web server directories and unzip and upload the content of the zip file to `app/code/Pits/DeliveryDatetime` directory.

3) Run the following commands from the SSH terminal of the server to complete the installation.

- Enable the module - `php bin/magento module:enable Pits_DeliveryDatetime`
- Update the database schema - `php bin/magento setup:upgrade`
- Generate and pre-compile classes - `php bin/magento setup:di:compile`
- Deploy static files - `php bin/magento setup:static-content:deploy`



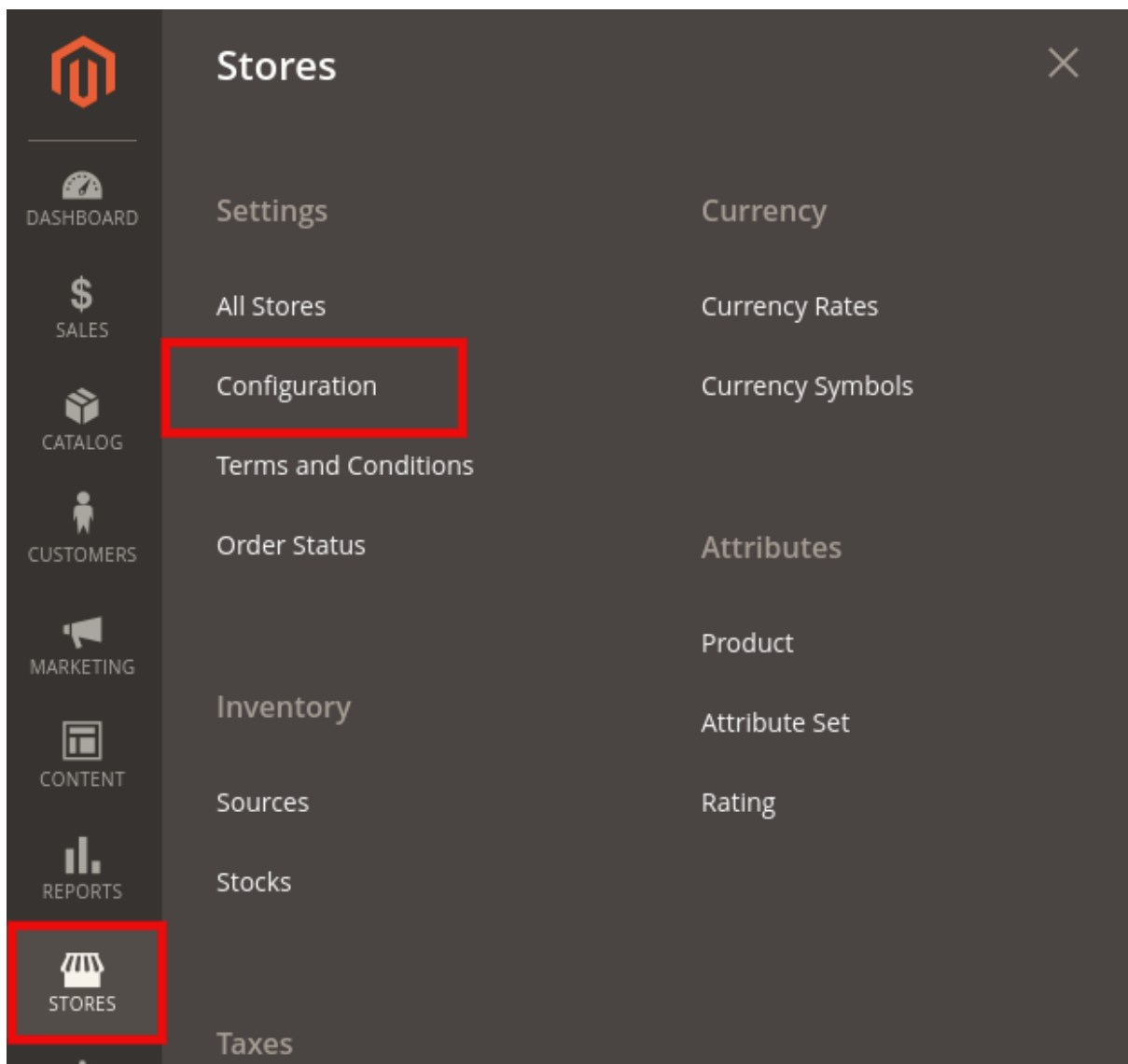
- Clear the cache – *php bin/magento cache:flush*

ADMIN CONFIGURATION

1. Login to the Admin panel and choose

Stores > Configuration > PITS CONFIGURATION > Delivery Date and time.

Please see the below screenshots.





PITS CONFIGURATION	^
Delivery Date and Time	
GENERAL	▼
CATALOG	▼
SECURITY	▼
CUSTOMERS	▼
SALES	▼
YOTPO	▼
DOTDIGITAL	▼
SERVICES	▼
ADVANCED	▼

Delivery date and time settings

Enabled
[store view]

Yes ▼

☐ Use syst

Minimal Delivery Interval
[store view]

2

In days. Set to 0 to allow same day delivery.

Enable delivery comment
[store view]

Yes ▼

Allow customers to add a comment for delivery

Enable Delivery Time
[store view]

Yes ▼

Select **Yes** to allow customers to choose estimated delivery time.

Delivery Time
[store view]

From	To	Action
Add		



Allows customers to choose the time slots for getting delivery

Day Off
[store view]

Sunday
Monday
Tuesday
Wednesday
Thursday
Friday
Saturday

Allows admins to choose the day off in week. Customers can not select the days off for delivery

Date Off
[store view]

Date	Action
04/12/2020 	
Add	

Allows admins to choose any date off that they want. Customers can not select the dates off for delivery



Enabled - To enable the module

Minimal Delivery Interval - Minimum days from current date for the customer to choose from the date picker

Enable delivery comment - Enable delivery comment box

Enable Delivery Time - Enable delivery time slots for the customer to choose from

Delivery Time - Add delivery time slots, for example

Delivery Time
[store view]

From	To	Action
<div>07</div> <div>00</div>	<div>10</div> <div>00</div>	
<div>Add</div>		

Allows customers to choose the time slots for getting delivery

The image above, shows timeslot configured for 07:00AM - 10:00AM.

Multiple time slots can be added, which will be displayed as dropdown in the frontend.

Day Off - Days off in a week. Customers cannot select the days off for delivery, as those days will be disabled in the date picker. The field is multiselect.

Date Off - Dates which needs to be marked as off or holiday. Multiple dates can be added.

These dates will be disabled in the date picker.



HOW IT WORKS IN THE FRONTEND

NOTE: THIS EXTENSION DOESN'T SUPPORT MULTI-ADDRESS SHIPPING.

Go to the checkout page and enter the shipping address and check below the shipping method.

CHECKOUT PAGE

Shipping Methods

☐ **\$0.00**

Table Rate

Best Way

☐ **\$5.00**

Fixed

Flat Rate

Delivery Date

Delivery Time

▼

Delivery Comment

Next



ADMIN ORDER VIEW

Payment & Shipping Method

Payment Information

Check / Money order
The order was placed using USD.

Shipping & Handling Information

Flat Rate - Fixed \$5.00

Delivery Information

Delivery Date: 15/12/2020
Delivery Time: 07h00 - 10h00
Delivery Comment: Test comment

Items Ordered

CUSTOMER ORDER VIEW

Shipping Address

Test test
PIT
test street
Postal code, 1234
Liechtenstein
T: 0123 456 7890

Shipping Method

Flat Rate - Fixed

Billing Address

Test test
PIT
test street
Postal code, 1234
Liechtenstein
T: 0123 456 7890

Payment

Check

Delivery Information

Delivery Date: 15/12/2020
Delivery Time: 07h00 - 10h00
Delivery Comment: Test comment



ADDING DELIVERY INFORMATION IN ORDER MAIL

We can add delivery date and other information in mail by adding these variables in email templates from admin side. e.g.: {{var deliveryDate}}

- deliveryDate: For adding delivery date in mail.
- deliveryTime: For adding delivery time in mail.
- deliveryComment: For adding delivery comment in mail.

New Order with Delivery Date Time

← Back Delete Template Reset Convert to Plain Text Preview Template Save Template

Template Content *

```
</td>
</tr>
<td class="method-info">
<h3>{{trans "Delivery Date"}}</h3>
</td>
</tr>
<tr>
<td>{{trans "Delivery Date:"}}</td>
<td>{{if deliveryDate}}
<td>{{var deliveryDate}}</td>
<td>{{else}}
<td>{{trans "Not Defined"}}</td>
</td>
</tr>
<tr>
<td>{{trans "Delivery Time:"}}</td>
<td>{{if deliveryTime}}
<td>{{var deliveryTime}}</td>
<td>{{else}}
<td>{{trans "Not Defined"}}</td>
</td>
</tr>
<tr>
<td>{{trans "Delivery Comment:"}}</td>
<td>{{if deliveryComment}}
<td>{{var deliveryComment}}</td>
<td>{{else}}
<td>{{trans "Not Defined"}}</td>
</td>
</tr>
</table>
{{layout handle="sales_email_order_items" order_id=$order_id area="frontend"}}
</td>
```

Please follow the steps [here](#) to edit the email templates.



TECHNICAL REQUIREMENTS / COMPATIBLE WITH:

- Magento Open Source v2.4.4 to v2.4.8-p1

SUPPORTED LANGUAGES

- English, German, French and easily customizable for other Magento supported language packs.

RELEASE NOTES

Version 1.0.6

- Description: Compatible with Magento Open Source 2.4.4 to 2.4.8-p1(CE)
- Hyva theme compatible.

Version 1.0.5

- Description: Compatible with Magento 2.4.6(CE)

Version 1.0.4

- Description: Compatible with Magento 2.4.5(CE)
- Compatible with Open Source (CE): 2.3.x to 2.4.x
- Stability: Stable Build
- Description: Initial release with all functionalities

SUPPORT

If you have questions, use our contact form in webshopextension.com