



User Manual

Voice to Text Chatter Plugin for Odoo v19.0

Table of Contents

1. Introduction	3
2. Features	3
3. How to Use Voice Messaging in Your Odoo Store.....	4
4. Technical Requirements / Compatibility	6
5. Supported Languages.....	6
6. Limitations	6
7. Changes Log / Release Notes.....	7
8. Support.....	7

1. Introduction

Communication is an essential part of modern life, but typing long messages or emails can be cumbersome. The Voice-to-Text Chatter plugin simplifies this process by converting spoken words into text. Powered by the Google Web Speech API, it ensures accurate and relevant chat messages, enabling faster communication. With its user-friendly design, the plugin offers a seamless and efficient way to enhance messaging speed and convenience.

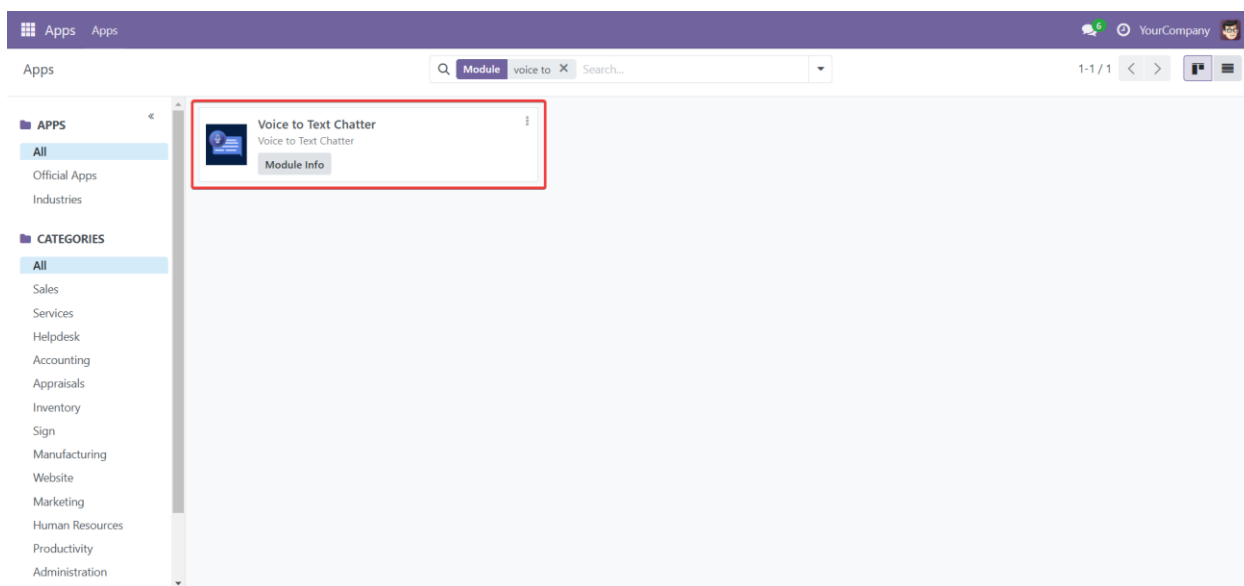
2. Features

- **Voice-to-Text Conversion** – Transforms spoken words into text effortlessly.
- **Accurate Messaging** – Ensures precise and relevant chat messages.
- **Effortless Chatting** – Reduces the need for manual typing.
- **Enhanced Communication Speed** – Speeds up conversations for greater efficiency.
- **User-Friendly Interface** – Simple and intuitive design for ease of use.
- **Seamless Odoo Integration** – Enables smooth communication between internal Odoo users.

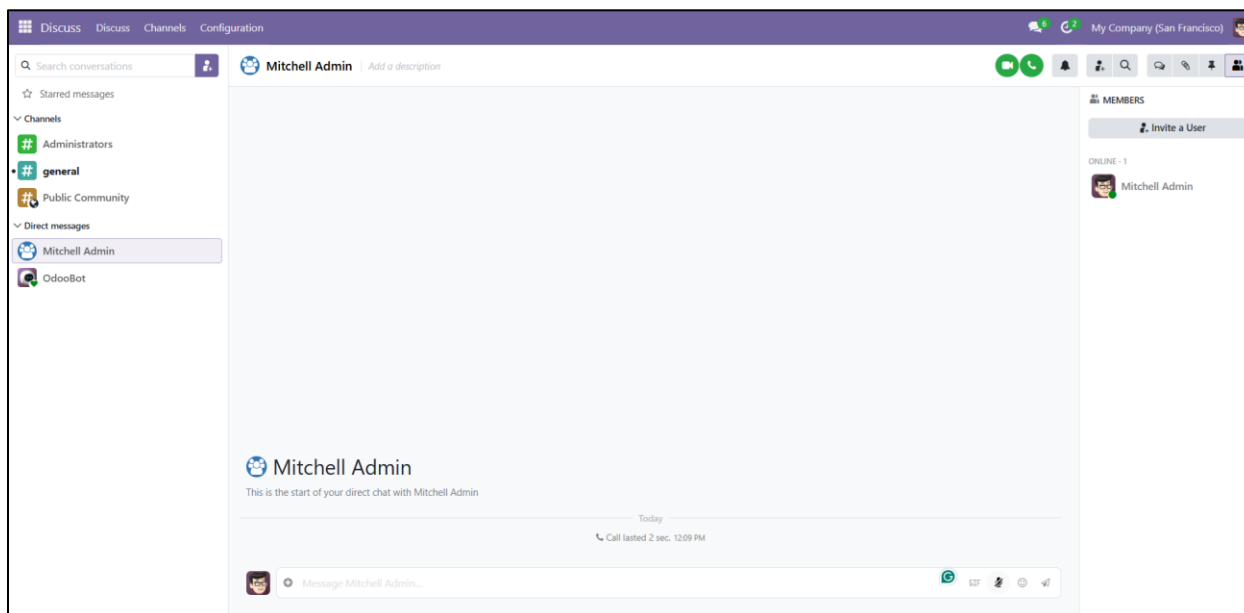
3. How to Use Voice Messaging in Your Odoo Store

To start communicating using voice, follow these steps:

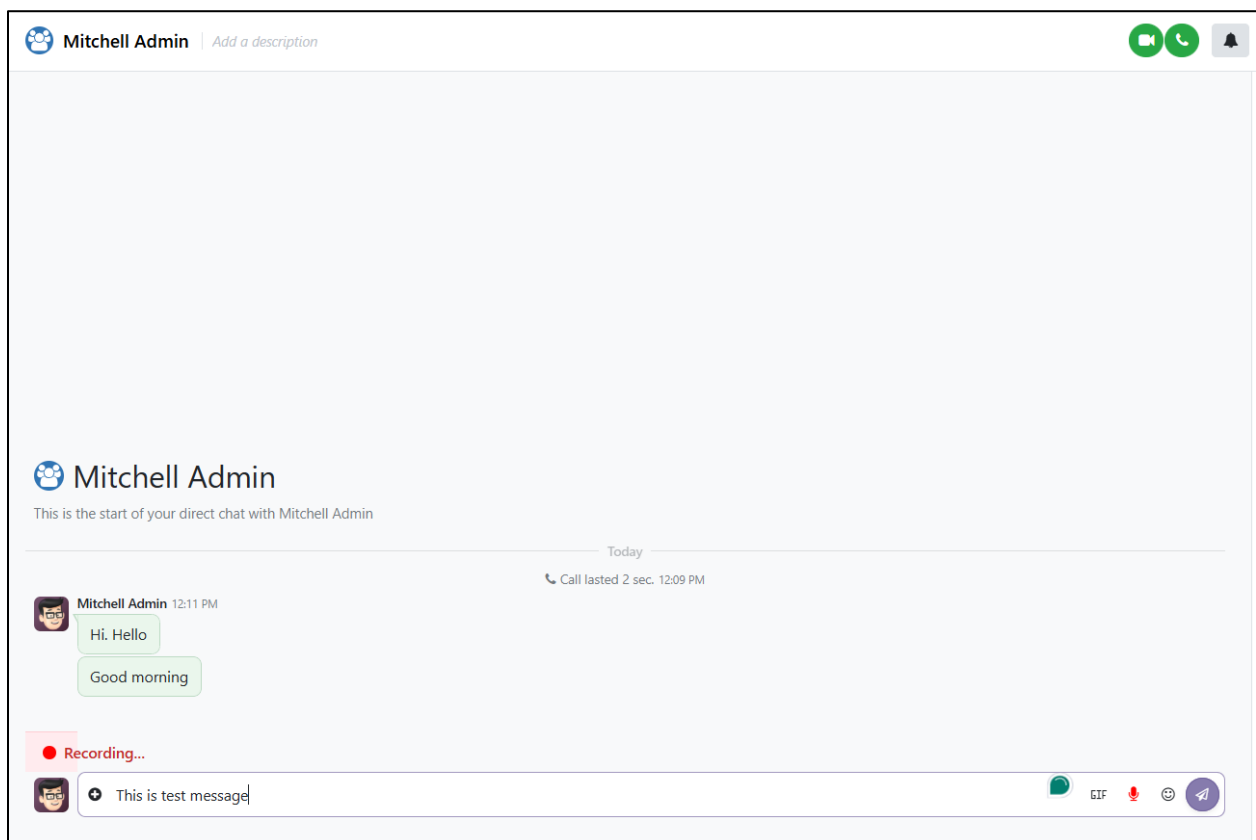
1. **Install the Voice Speech Module** – Ensure the module is installed in your Odoo store.



2. **Activate Voice Input** – Click the **Microphone** button in the message box.



3. **Speak Your Message** – Clearly dictate the message you want to send.
4. **Send the Message** –
 - Say **“GO”** to send it immediately.
 - If no command is given, the message will be sent automatically after **5 seconds**.
5. **Discard a Message** – Say **“RESET”** to delete the message before it's sent.
6. **Stop Recording** –
 - Say **“STOP RECORDING”** or
 - Click the **Microphone** button again to manually stop recording.



4. Technical Requirements / Compatibility

- Fully compatible with Odoo v19.0, supporting both Community and Enterprise editions.

5. Supported Languages

- Voice input will be converted to text in English language only.

6. Limitations

- Supported only in Web Speech API-enabled browsers (For example Google Chrome, Safari, etc). Most browsers allow mic permission to only https-enabled sites.
- Limited support on mobile browsers due to security constraints. To detect speech on mobile, the microphone button must be pressed each time, including for commands like "GO," "RESET," and "STOP RECORDING."
- Please note that even if compatibility charts indicate earlier support, Speech-to-Text functionality works only on Safari 17 and iOS 17 or above.

	Desktop					Mobile						
	Chrome	Edge	Firefox	Opera	Safari	Chrome Android	Firefox for Android	Opera Android	Safari on iOS	Samsung Internet	WebView Android	WebView on iOS
	✓ 33	✓ 79	✗ No	✗ No	✓ 14.1	✓ 33	✗ No	✗ No	✓ 14.5	✓ 2.0	✓ 37	✓ 14.5
	✗	✗			✗	✗			✗	✗	✗	✗

Tip: you can click/tap on a cell for more information.

✓ Full support ✗ No support ✗ Requires a vendor prefix or different name for use.

- For more details about browser compatibility please check below link.
[Browser Compatibility](#).

7. Changes Log / Release Notes

- Version 1.0.0: December 2025
 - Initial Release

8. Support

If you have questions, use our contact form at webshopextension.com or email at support@webshopextension.com.