



Contact for Price

Product specification

Contact For Price is extension for Magento 2 developed by PIT solutions which supports e-commerce shop owners to manage the product price and Add To Cart button visibility. It pushes customers to contact the store as well as hide product price effectively.

Features

- Hide price and Add to Cart button for individual products.
- Hide price and Add to Cart button for products in a category.
- Replace product price with 'Request for Price' or 'Call for Price' button.
- Easy to manage price visibility.
- Can customize 'Request for Price' button label.
- Pop-up price request form for customers.
- Enable/ Disable the extension.
- Directly communicate with store via email or telephone.
- Access control for admin users.
- Hyvä theme compatible

Installation

To install the Contact for Price Extension for Magento 2, follow the steps below.

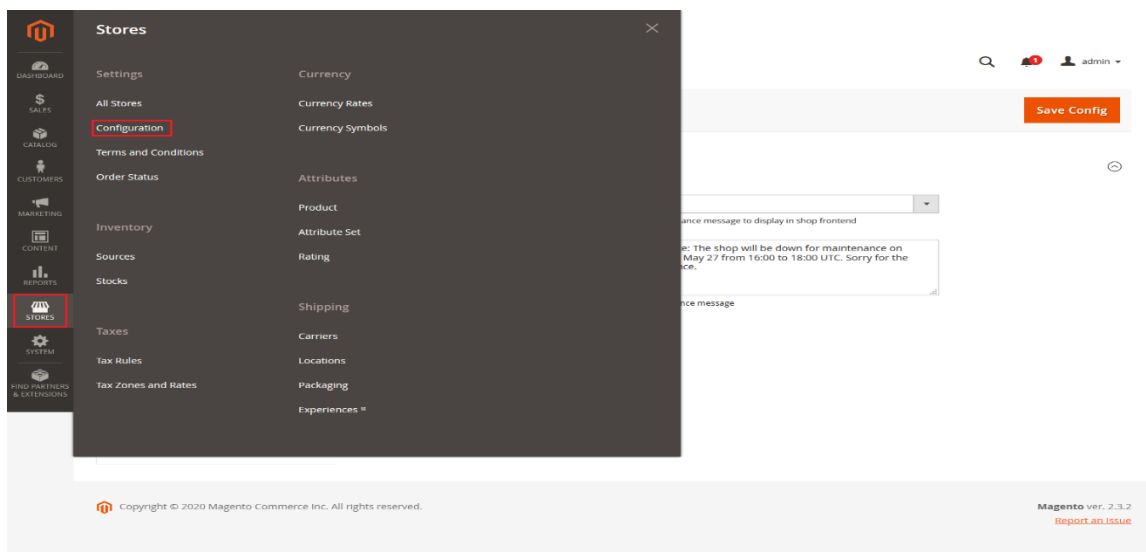
- 1) Download the extension.
- 2) Access your web server directories and unzip and upload the content of the zip file to `app/code/Pits/ContactForPrice` directory.
- 3) Run the following commands from the SSH terminal of the server to complete the installation.



- Enable the module - `php bin/magento module:enable Pits_ContactForPrice`
- Update the database schema - `php bin/magento setup:upgrade`
- Generate and pre-compile classes - `php bin/magento setup:di:compile`
- Deploy static files - `php bin/magento setup:static-content:deploy`
- Clear the cache - `php bin/magento cache:flush`

Configuration

From the admin backend, go to **Stores > PITS Configuration > Contact For Price**



Configure Contact for Price

- Enable the module.
 1. Select **Yes** in the Enable dropdown option.



Configuration

System Messages: 1

Store View: Default Config

Save Config

GENERAL

PITS CONFIGURATION

Maintenance Manager

5 Cent Rounding

Contact For Price

CATALOG

CUSTOMERS

SALES

General Settings

Enable [store view] Yes

Enable/Disable Contact For Price Module.

Show Contact Button [store view] No

Display Contact For Price button in front-end which will enable customers to contact admin for price. If set as 'No' Contact For Price, Product Price and Add To Cart button will not be displayed.

Configuration

System Messages: 1

Store View: Default Config

Save Config

GENERAL

PITS CONFIGURATION

Contact For Price

Out Of Stock Notification

SECURITY

CATALOG

CUSTOMERS

SALES

DOTMAILER

SERVICES

ADVANCED

General Settings

Enable [store view] Yes

Enable/Disable Contact For Price Module.

Show Contact Button [store view] Yes

Display 'Request for price' button in front-end which will enable customers to contact admin for price. If set as 'No' Contact For Price, Product Price and Add To Cart button will not be displayed.

Enable Call For Price [store view] No

If enabled will display 'Call for price' button instead of 'Request for price'. Customer will be able to contact the shop by using the configured telephone number.

Custom Button Label [store view]

Customize Contact For Price button label.

Contact Email Address [store view] test@gmail.com

Customer request for price will be sent to this address.

Copyright © 2020 Magento Commerce Inc. All rights reserved.

Magento ver. 2.3.0

[Report an Issue](#)

2. Keep **Show Contact Button** option as **No** if you don't want to show **Request for price** button for the product.



3. Select **Show Contact Button** option as **Yes** if you want to hide price and Add to Cart button of product and display **Request for price** button in place of product price in the frontend. Clicking this button will open a pop-up where customer can submit request for a specific products price.

4. Select **Enable Call for Price** option as **Yes** if you want to enable customers with option to call shop directly via telephone. If the option is enabled '**Call for price**' button will be displayed instead of '**Request for price**' button. On clicking the button telephone application will be opened in the customer's device with Admin's telephone number in it. You can specify the telephone number in the **Telephone Number** field.

6. You can change the **Request for price/Call for price** button label by entering new label in the **Custom Button Label** field.

7. Please enter the email address in the field **Contact Email Address** to where you want to get the request from customers for price.

8. Click **Save Config** and clear the cache. That's it.

To hide price and Add to Cart for a specific product set **Hide Product Price** to **Yes** by editing the product.



One or more integrations have been reset because of a change to their xml configs. System Messages: 1

Simple product 1

Store View: All Store Views

Back Add Attribute Save

Enable Product Yes

Attribute Set Default

Product Name * Simple product 1

SKU * Simple

Price * 1,100.00
[Advanced Pricing](#)

Tax Class Taxable Goods

Quantity 7789970
[Advanced Inventory](#)

Stock Status In Stock

Weight lbs This item has weight

Visibility Catalog, Search

Categories Default Category x Test Category x [New Category](#)

Set Product as New From To

Country of Manufacture

Color

Hide Product Price Yes

The product will be displayed like below in frontend.

Test Category

Home > Test Category

Test Category

Shopping Options

Items 1-9 of 10

Sort By Price

PRICE

COLOR

Compare Products

You have no items to compare.

My Wish List

You have no items in your wish list.



Simple 1
CHF11.00

Simple Product 5
CHF123.00

Downloadable Product
CHF150.00

Configurable Product
CHF295.00



Simple Product 3
CHF452.00

Virtual Product
CHF500.00

Simple Product 2
CHF1,000.00

Simple product 1
[Request for price](#)

Test Category

Home > Test Category > Simple product 1

Simple product 1

Be the first to review this product

[Request for price](#)

IN STOCK
SKU#: Simple

ADD TO WISH LIST ADD TO COMPARE EMAIL



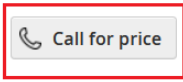


Push It Messenger Bag



3 Reviews

[Add Your Review](#)



IN STOCK

SKU#: 24-WB04

ADD TO WISH LIST

ADD TO COMPARE

EMAIL



Search entire store here...

Test Category

[Home](#) > [Test Category](#)

Test Category

Shopping Options

Items 1-9 of 10

Sort By **Position**

PRICE
COLOR

Compare Products
You have no items to compare.

My Wish List
You have no items in your wish list.

- Simple Product 5
₹123.00
- Virtual Product
₹500.00
- Simple 1
₹11.00
- Configurable Product
₹295.00
- Simple Product 4
₹10,000.95
- Downloadable Product
₹150.00
- Simple Product 6
₹1,123.00
- Simple product 1
- Simple Product 3
₹452.00

To hide price and Add to Cart for products in a specific category set **Hide Product Price** to **Yes** by editing the category.



⚠ One or more integrations have been reset because of a change to their xml configs.

System Messages: 1

- DASHBOARD
- SALES
- CATALOG
- CUSTOMERS
- MARKETING
- CONTENT
- REPORTS
- AMASTY
- STORES
- SYSTEM

FIND PARTNERS & EXTENSIONS

Test Category (ID: 3)

🔍 🔔 12 👤 testadmin

Store View: All Store Views

Delete Save

Add Root Category

Add Subcategory

Collapse All | Expand All

Default Category (2)

Test Category (10)

Enable Category Yes

Include in Menu Yes

Category Name * Test Category

Content

Display Settings

Display Mode Products only

Anchor Yes

Available Product Listing Sort By *
Position
Product Name
Price

Use All

Default Product Listing Sort By *
Position

Use Config Settings

Layered Navigation Price Step \$

Use Config Settings

Hide Product Price Yes



Test Category

Home > Test Category

Test Category

Shopping Options

Items 1-9 of 10


Sort By Price

PRICE

CHF0.00 - CHF9,999.99 (9)
CHF10,000.00 and above (1)

COLOR

red (1)



Compare Products

You have no items to compare.

Simple 1

Request for price

Simple Product 5

Request for price

Downloadable Product


Request for price

Configurable Product

Request for price

My Wish List 0

You have no items in your wish list.



Simple Product 3

Request for price

Virtual Product

Request for price

Simple Product 2

Request for price

Simple product 1

Request for price



Simple Product 6

Request for price

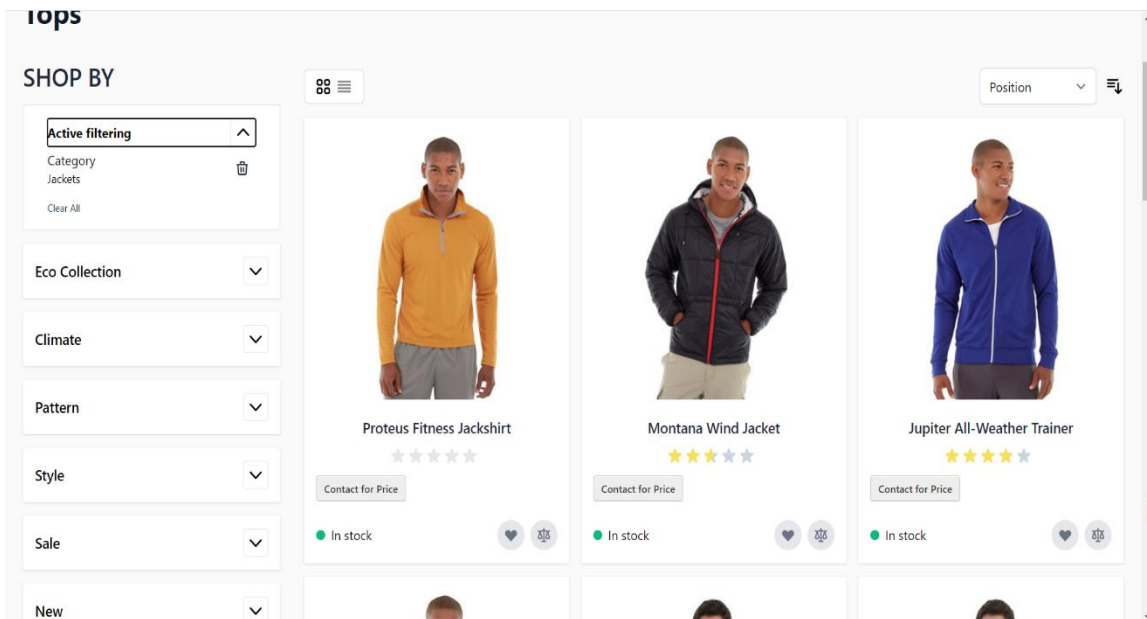


Fig: In Hyvä theme

User can contact the store by submitting the pop-up form appearing on clicking the Request for price button. The request will be sent as email to the email address set in the **Contact Email Address** field in the admin configuration.

Request For Price

Name *

Customer Name

Telephone

Telephone

Email *

customer_email@gmail.com

Description *

Please share the best offer for the product.

Submit

Request For Price ×

Name

Telephone

Email:

Description

0/1500

Fig: In Hyvä theme

✓ Thank you for contacting us with your request. We'll respond to you very soon. ×


CHF452.00 CHF500.00 CHF1,000.00

Simple Product 6
CHF1,123.00

1 2 > Show 9 per page



Email will be as below.

 **LUMA**

Request For Price Submission

Name: Customer Name
Email: customer_email@gmail.com
SKU: Simple
Telephone:
Description:

Please share the best offer for the product.

[About Us](#)
[Customer Service](#)

Note:

In case of Bundle products, "Hide Product Price" option should be enabled for parent products.

The email template depends on the theme being used in the shop and can be changed from backend by the admin user.

Please make sure to clear cache from backend **System->Cache Management** after making changes in backend configurations

Need to set the default Magento cron for the shop which uses the module. Otherwise, mails will not receive.

Products or categories with the 'Contact for Price' feature enabled cannot be added to the comparison list.



Manage User Role

Step 1: Navigate to **Admin > System > User Roles**

The screenshot shows the Magento Admin interface. A dark sidebar menu is open, displaying the 'System' category. The 'User Roles' option is highlighted with a red box. The main content area shows a 'Reload Data' button and a 'Go to Advanced Reporting' button. Below these, there is a table with columns for Revenue, Tax, Shipping, and Quantity, all showing \$0.00 or 0. The footer contains the copyright notice 'Copyright © 2020 Magento Commerce Inc. All rights reserved.' and the version 'Magento ver. 2.3.2' with a 'Report an Issue' link.

Step 2: Add a new role resource



Fill in the role information section.

New Role

ROLE INFORMATION

Role Info

Role Resources

Role Information

Role Name *

Current User Identity Verification

Your Password *

Select **Contact For Price** role at Role Resources section.

- Stores
 - Settings
 - All Stores
 - Configuration
 - Downloadable Product Section
 - Mageplaza Smp
 - Google API
 - Content Management
 - Inventory Section
 - Newsletter Section
 - Contacts Section
 - Payment Services
 - Payment Methods Section
 - Catalog Section
 - Shipping Methods Section
 - Shipping Policy Parameters Section
 - Shipping Settings Section
 - Multishipping Settings Section
 - Contact For Price**
 - Mageplaza Information
 - Mageplaza Marketplace
 - General Section
 - Maintenance Message
 - Web Section
 - Five Cent Rounding
 - Design Section
 - Customers Section

Step 3: Set role users for admin accounts, then click on **Save Role** to finish.



Technical Requirements / Compatible with:

Magento Community 2.4.x

Supported Languages

English, German and easily customizable for other Magento supported language packs.

Change Log / Release Notes

Version: 1.0.8: April 2025

- Compatible with Open Source (CE): 2.4.8

Version: 1.0.7: July 2024

- Compatible with Open Source (CE): 2.4.7-p1
- Compatible with Hyvä theme.

Version: 1.0.6: Sept 2023

- Description field text limit added

Version: 1.0.5: May 2023

- Compatible with Open Source (CE): 2.4.6



Version: 1.0.4: October 2022

- Compatible with Open Source (CE): 2.4.5

Version: 1.0.3: June 2022

- Compatible with Open Source (CE): 2.4.4

Version: 1.0.2: October 2021

- Compatible with Open Source (CE): 2.4.3

Version: 1.0.1: January 2021

- Compatible with Open Source (CE): 2.4.x.
- Bug Fix - Incorrect stock display of products in Wishlist and comparison list.

Version: 1.0.0: June 2020

- Added admin configuration option to enable or disable the module.
- Added option to hide price and Add to Cart button for individual products as well as for products in a category.
- Added pop-up price request form for customers.
- Added access control for admin users.

Support

If you have questions, use our contact form in webshopextension.com.