

# Voice Search Extension based on Speech recognition for Magento 2

## Product Specification

Magento 2 Voice Search Extension is a Magento 2 extension developed by PIT solutions which helps customers to search products faster by using voice search.

Customer can search product faster by using voice search. Customers do not have to type anything for searching. Customers can just click on the microphone icon, voice out the required search term and the desired results will appear.

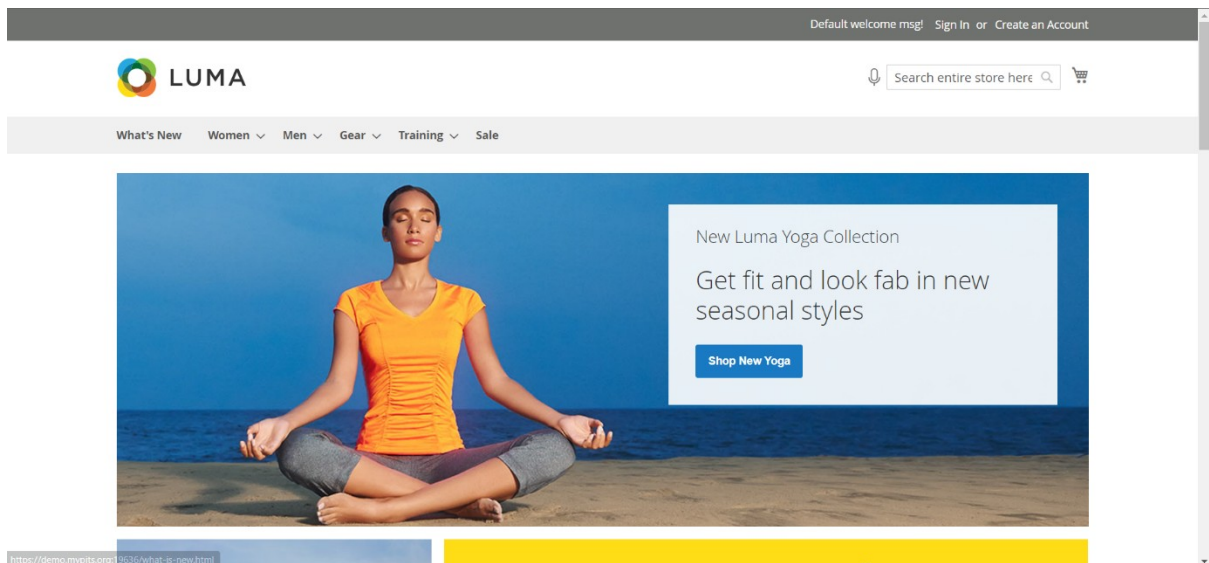
## Features

- Customer can search product faster by using voice search.
- Mobile and desktop support.
- Enable/ Disable the extension.
- Customers do not have to type anything for searching. Customers can just click on the microphone icon, voice out the required search term and the desired results will appear.
- Voice search will recognise the voice from the following languages

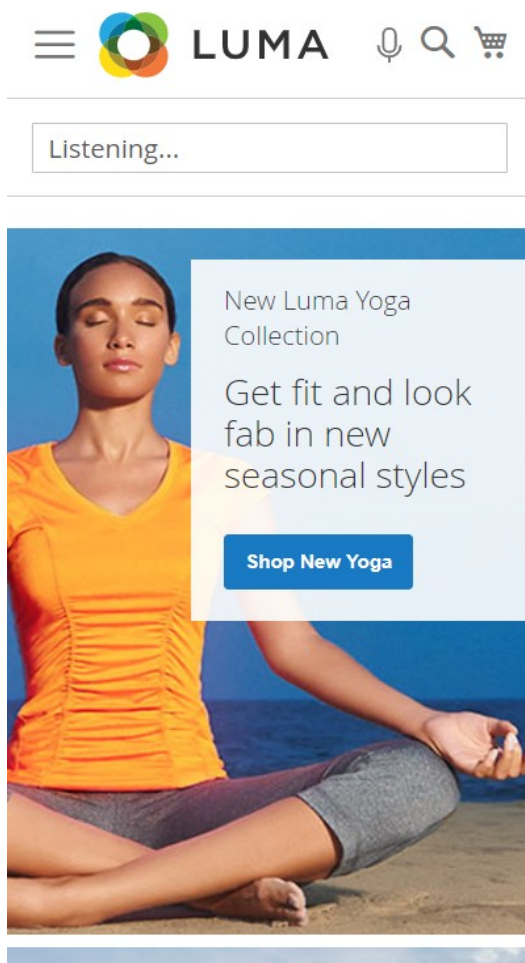
Afrikaans  
Amharic  
Azerbaijani  
Bangla  
Indonesian  
Malay  
Catalan (Spain)  
Czech  
Danish  
German  
English  
Spanish  
Basque (Spain)  
Filipino  
French  
Javanese  
Galician (Spain)  
Gujarati  
Croatian  
Zulu (South Africa)  
Icelandic  
Italian  
Kannada  
Khmer

Latvian  
Lithuanian  
Malayalam  
Marathi  
Hungarian  
Lao  
Dutch  
Nepali  
Norwegian  
Polish (Poland)  
Portuguese  
Romanian  
Sinhala (Sri Lanka)  
Slovenian  
Sundanese  
Slovak  
Finnish  
Swedish  
Kiswahili (Tanzania)  
Georgian  
Armenian  
Tamil  
Telugu  
Vietnamese  
Turkish  
Urdu  
Greek  
Bulgarian  
Russian  
Serbian  
Ukrainian  
Korean  
Chinese  
Japanese  
Hindi  
Thai

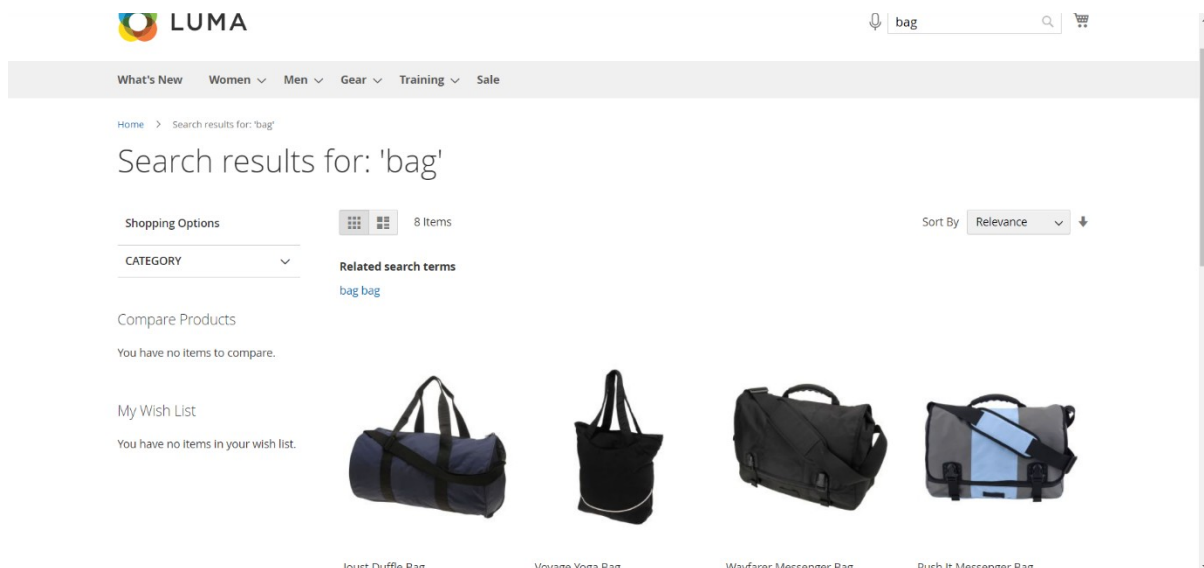
## Screenshots / Video



Home page with Voice Search



Mobile home page with Voice Search



Search page with results

## Technical Requirements / Compatible with:

- Magento Open Source (CE): 2.4.4 to 2.4.8-p1.
- Adobe Commerce (EE & Cloud) 2.4.4-2.4.8-p1.

## Installation:

To install the module, follow the steps below.

Step 1: Download the module/extension and unzip it.

Step 2: Access your web server directories and upload the content of the folder into app/code/Pits/VoiceSearch/ directory.

**Note: When using composer, to download the module you can run composer command.**

Step 3: Run the following commands to complete the installation.

1. Enable the module - `php bin/magento module:enable`
2. Update of the database - `php bin/magento setup:upgrade`
3. Generate and pre-compile classes - `php bin/magento setup:di:compile`
4. Deploy static files - `php bin/magento setup:static-content:deploy`

## Supported Languages

English and German language packs.

## Change Log / Release Notes

Version: 1.0.4

- Compatible with Adobe Commerce (EE & Cloud) for version 2.4.4-2.4.8-p1.

Version: 1.0.3

- Compatible with Magento Open Source (CE): 2.4.4 to 2.4.8-p1.
- Compatible with Hyva Theme : 1.3.14

Version: 1.0.2

- Compatible with Open Source (CE): 2.4.7-p1.

Version: 1.0.1

- Compatible with Open Source (CE): 2.4.6.

Version: 1.0.0

- Customer can search using voice search.
- Added admin configuration option to enable or disable the module.

### Note

Supported only in Web Speech API enabled browsers (For example Google Chrome, Safari, etc).

Most browsers allow mic permission to only https enabled sites.

### Support

If you have questions, use our contact form in [webshopextension.com](https://webshopextension.com)