



Contact for Price

Product specification

Contact For Price is extension for Magento 2 developed by PIT solutions which supports e-commerce shop owners to manage the product price and Add To Cart button visibility. It pushes customers to contact the store as well as hide product price effectively.

Features

- Hide price and Add to Cart button for individual products.
- Hide price and Add to Cart button for products in a category.
- Replace product price with 'Request for Price' or 'Call for Price' button.
- Easy to manage price visibility.
- Can customize 'Request for Price' button label.
- Pop-up price request form for customers.
- Enable/ Disable the extension.
- Directly communicate with store via email or telephone.
- Access control for admin users.
- Hyvä theme compatible

Installation

To install the Contact for Price Extension for Magento 2, follow the steps below.

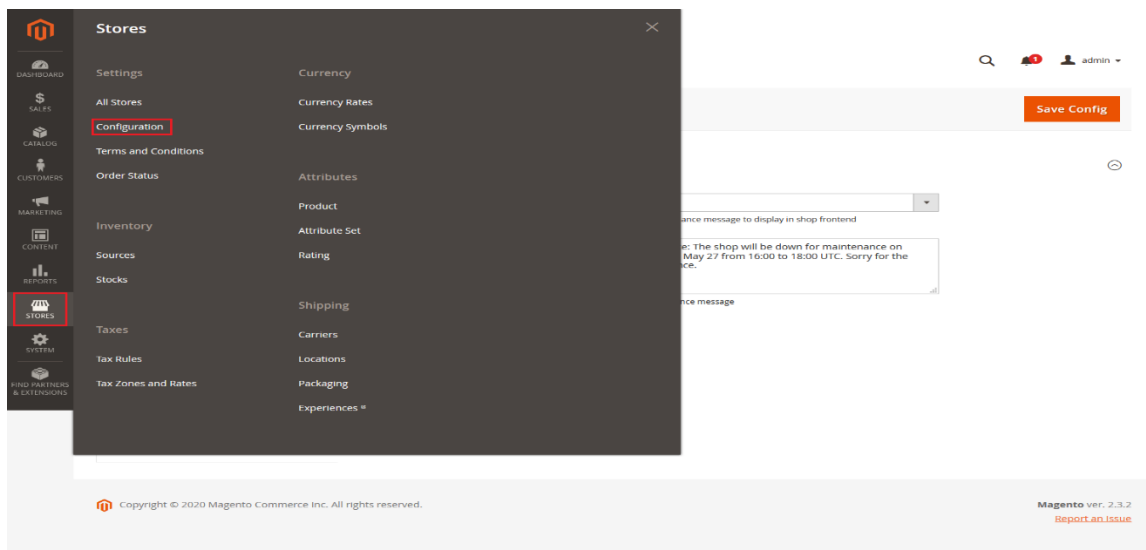
- 1) Download the extension.
- 2) Access your web server directories and unzip and upload the content of the zip file to `app/code/Pits/ContactForPrice` directory.
- 3) Run the following commands from the SSH terminal of the server to complete the installation.



- Enable the module - `php bin/magento module:enable Pits_ContactForPrice`
- Update the database schema - `php bin/magento setup:upgrade`
- Generate and pre-compile classes - `php bin/magento setup:di:compile`
- Deploy static files - `php bin/magento setup:static-content:deploy`
- Clear the cache - `php bin/magento cache:flush`

Configuration

From the admin backend, go to **Stores > Configuration > PITS EXTENSIONS > Contact For Price**



Configure Contact for Price

- Enable the module.
 1. Select **Yes** in the Enable dropdown option.
- Enable the module in Hyva Theme.
 1. Select **Yes** in the Enable Hyva dropdown option



General Settings

Enable [store view]	Yes	▼
Enable/Disable Contact For Price Module.		
Enable Hyva [store view]	No	▼
Enable only if Hyva Theme is available.		
Show Contact Button [store view]	No	▼
Display 'Request for price' button in front-end which will enable customers to contact admin for price. If set as 'No' no changes will happen.		

General Settings

Enable [store view]	Yes	▼
Enable/Disable Contact For Price Module.		
Enable Hyva [store view]	No	▼
Enable only if Hyva Theme is available.		
Show Contact Button [store view]	Yes	▼
Display 'Request for price' button in front-end which will enable customers to contact admin for price. If set as 'No' no changes will happen.		
Enable Call For Price [store view]	No	▼
If enabled will display 'Call for price' button instead of 'Request for price'. Customer will be able to contact the shop by using the configured telephone number.		
Custom Button Label [store view]	test	
Customize Contact For Price button label.		
Contact Email Address [store view]	test@gmail.com	
Customer request for price will be sent to this address.		

2. Keep **Show Contact Button** option as **No** if you don't want to show **Request for price** button for the product.

3. Select **Show Contact Button** option as **Yes** if you want to hide price and Add to Cart button of product and display **Request for price** button in place of product price in the frontend. Clicking this button will open a pop-up where customer can submit request for a specific products price.



4. Select **Enable Call for Price** option as **Yes** if you want to enable customers with option to call shop directly via telephone. If the option is enabled '**Call for price**' button will be displayed instead of '**Request for price**' button. On clicking the button telephone application will be opened in the customer's device with Admin's telephone number in it. You can specify the telephone number in the **Telephone Number** field.
6. You can change the **Request for price/Call for price** button label by entering new label in the **Custom Button Label** field.
7. Please enter the email address in the field **Contact Email Address** to where you want to get the request from customers for price.
8. Click **Save Config** and clear the cache. That's it.

To hide price and Add to Cart for a specific product set **Hide Product Price** to **Yes** by editing the product.

DASHBOARD

SALES

CATALOG

CUSTOMERS

MARKETING

CONTENT

REPORTS

AMASTY

STORES

SYSTEM

FIND PARTNERS & EXTENSIONS

One or more [Integrations](#) have been reset because of a change to their xml configs.

System Messages: 1

Simple product 1

testadmin

Store View: All Store Views

Back

Add Attribute

Save

Enable Product

Yes

Attribute Set

Default

Product Name

Simple product 1

SKU

Simple

Price

1,100.00

Advanced Pricing

Tax Class

Taxable Goods

Quantity

7789970

Advanced Inventory

Stock Status

In Stock

Weight

lbs

This item has weight

Visibility

Catalog, Search

Categories

Default Category

Test Category

New Category

Set Product as New From

To

Country of Manufacture

Color

Hide Product Price

Yes



The product will be displayed like below in frontend.

Default welcome msg! Sign in or Create an Account CHF - Swiss Franc

Search entire store here...

Test Category

Home > Test Category

Test Category

Shopping Options

PRICE

COLOR

Compare Products

You have no items to compare.

My Wish List

You have no items in your wish list.

Items 1-9 of 10

Sort By Price

Simple 1

CHF11.00

Simple Product 5

CHF123.00

Downloadable Product

CHF150.00

Configurable Product

CHF295.00

Simple Product 3

CHF452.00

Virtual Product

CHF500.00

Simple Product 2

CHF1,000.00

Simple product 1

Request for price



Default welcome msg! [Sign In](#) or [Create an Account](#) [CHF - Swiss Franc](#)



[Test Category](#)

[Home](#) > [Test Category](#) > Simple product 1

Simple product 1

[Be the first to review this product](#)

[Request for price](#)

IN STOCK
SKU#: Simple

[ADD TO WISH LIST](#) [ADD TO COMPARE](#) [EMAIL](#)





Push It Messenger Bag



3 Reviews

[Add Your Review](#)

Call for price

IN STOCK

SKU#: 24-WB04

ADD TO WISH LIST

ADD TO COMPARE

EMAIL

Default welcome msg! | [Sign In](#) or [Create an Account](#) | INR - Indian Rupee



Search entire store here...

Test Category

[Home](#) > [Test Category](#)

Test Category

Shopping Options

PRICE

COLOR

Items 1-9 of 10

Sort By Position

Compare Products

You have no items to compare.

My Wish List

You have no items in your wish list.

Simple Product 5
₹123.00

Virtual Product
₹500.00

Simple 1
₹11.00

Configurable Product
₹295.00

Simple Product 4
₹10,000.95

Downloadable Product
₹150.00

Simple Product 6
₹1,123.00

Simple product 1

Simple Product 3
₹452.00

To hide price and Add to Cart for products in a specific category set **Hide Product Price** to **Yes** by editing the category.



⚠ One or more integrations have been reset because of a change to their xml configs.

System Messages: 1

Test Category (ID: 3)

🔍 🔔 12 👤 testadmin

Store View: All Store Views

Delete

Save

Add Root Category

Add Subcategory

[Collapse All](#) | [Expand All](#)

📁 Default Category (2)

📁 Test Category (10)

Enable Category ☐ Yes

Include in Menu ☐ Yes

Category Name * Test Category

Content

Display Settings

Display Mode Products only

Anchor ☐ Yes

Available Product Listing Sort By *

- Position
- Product Name
- Price

☒ Use All

Default Product Listing Sort By *

Position

☒ Use Config Settings

Layered Navigation Price Step

\$

☒ Use Config Settings

Hide Product Price ☐ Yes



Test Category


[Home](#) > [Test Category](#)

Test Category

Shopping Options



Items 1-9 of 10

Sort By [Price](#) ▾ 

PRICE ▾

CHF0.00 - CHF9,999.99 (9)

CHF10,000.00 and above (1)

COLOR ▾

red (1)



Compare Products

You have no items to compare.

Simple 1

[Request for price](#)

Simple Product 5

[Request for price](#)

Downloadable Product

[Request for price](#)

Configurable Product

[Request for price](#)

My Wish List 0

You have no items in your wish list.



Simple Product 3

[Request for price](#)

Virtual Product

[Request for price](#)

Simple Product 2

[Request for price](#)

Simple product 1

[Request for price](#)



Simple Product 6

[Request for price](#)

[1](#) [2](#) [>](#)

Show [9](#) ▾ per page

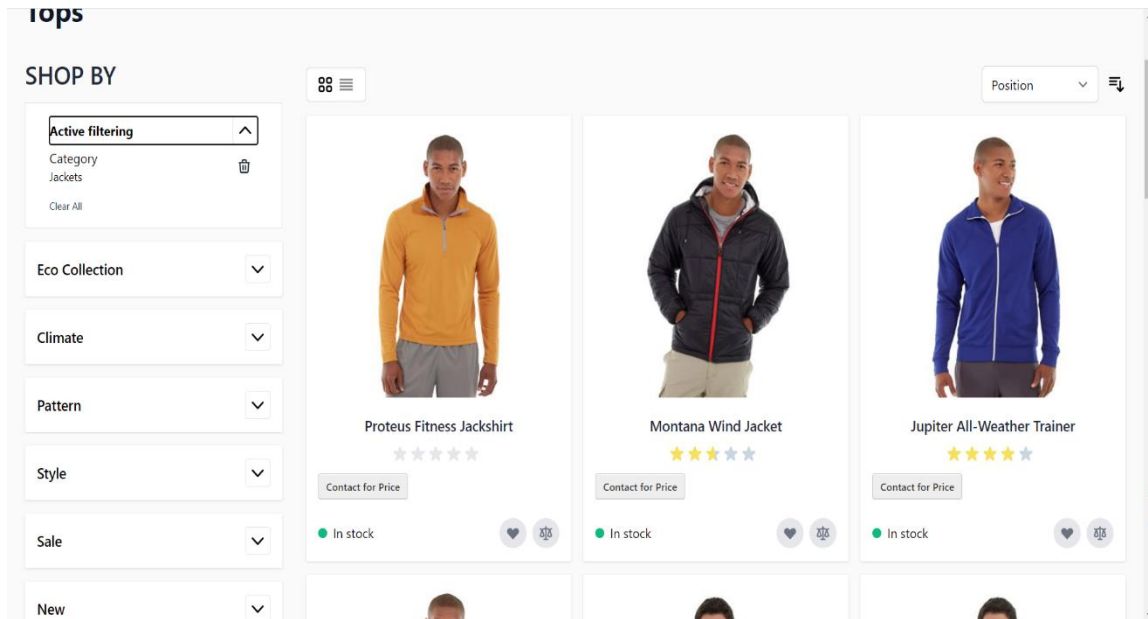


Fig: In Hyvä theme

User can contact the store by submitting the pop-up form appearing on clicking the Request for price button. The request will be sent as email to the email address set in the **Contact Email Address** field in the admin configuration.

Request For Price

Name *

Customer Name

Telephone

Telephone


Email *

customer_email@gmail.com

Description *

Please share the best offer for the product.

Submit



Request For Price ×

Name

Telephone

Email:

Description
0/1500


[Submit](#)

[Subscribe](#)

Fig: In Hyvä theme

✓ Thank you for contacting us with your request. We'll respond to you very soon. ×

CHF452.00 CHF500.00 CHF1,000.00 [Request for price](#)



Simple Product 6
CHF1,123.00

1 2 >

Show 9 per page



Email will be as below.

The image shows a screenshot of an email template for 'LUMA'. At the top left is the LUMA logo, which consists of a colorful circular icon made of overlapping segments and the word 'LUMA' in a bold, sans-serif font. Below the logo is a white rectangular box with a light gray border. Inside this box, the title 'Request For Price Submission' is centered at the top. Below the title, there are several fields: 'Name:' followed by 'Customer Name', 'Email:' followed by 'customer_email@gmail.com', 'SKU:' followed by 'Simple', and 'Telephone:'. Below these is a 'Description:' label followed by a text input field. The text inside the input field reads 'Please share the best offer for the product.'. At the bottom left of the white box, there are two links: 'About Us' and 'Customer Service', both in a blue, sans-serif font.

Note:

In case of Bundle products, "Hide Product Price" option should be enabled for parent products.

The email template depends on the theme being used in the shop and can be changed from backend by the admin user.

Please make sure to clear cache from backend **System->Cache Management** after making changes in backend configurations

Need to set the default Magento cron for the shop which uses the module. Otherwise, mails will not receive.

Products or categories with the 'Contact for Price' feature enabled cannot be added to the comparison list.



Manage User Role

Step 1: Navigate to **Admin > System > User Roles**

The screenshot shows the Magento Admin interface. On the left, a dark sidebar menu is open, displaying the 'System' section. The 'User Roles' option is highlighted with a red box. The main content area shows the 'User Roles' page, which is currently empty. The top right corner of the main area displays a search icon, a notification bell, and the user 'admin'. The bottom of the page shows the Magento logo, copyright information, and the version '2.3.2'.

Step 2: Add a new role resource



Fill in the role information section.

New Role

ROLE INFORMATION

Role Info

Role Resources

Role Information

Role Name *

admin

Current User Identity Verification

Your Password *

Select **Contact For Price** role at Role Resources section.

- Stores
 - Settings
 - All Stores
 - Configuration
 - Downloadable Product Section
 - Mageplaza Smtg
 - Google API
 - Content Management
 - Inventory Section
 - Newsletter Section
 - Contacts Section
 - Payment Services
 - Payment Methods Section
 - Catalog Section
 - Shipping Methods Section
 - Shipping Policy Parameters Section
 - Shipping Settings Section
 - Multishipping Settings Section
 - Contact For Price**
 - Mageplaza Information
 - Mageplaza Marketplace
 - General Section
 - Maintenance Message
 - Web Section
 - Five Cent Rounding
 - Design Section
 - Customers Section

Step 3: Set role users for admin accounts, then click on **Save Role** to finish.

Technical Requirements / Compatible with:



Magento Community 2.4.x

Adobe Commerce (EE & Cloud) 2.4.x

Supported Languages

English, German and easily customizable for other Magento supported language packs.

Change Log / Release Notes

Version: 1.0.9: October 2025

- Compatible with Adobe Commerce (EE & Cloud) for version 2.4.4 - 2.4.8-p1

Version: 1.0.8: April 2025

- Compatible with Open Source (CE): 2.4.8

Version: 1.0.7: July 2024

- Compatible with Open Source (CE): 2.4.7-p1
- Compatible with Hyvä theme.

Version: 1.0.6: Sept 2023

- Description field text limit added

Version: 1.0.5: May 2023

- Compatible with Open Source (CE): 2.4.6

Version: 1.0.4: October 2022

- Compatible with Open Source (CE): 2.4.5

Version: 1.0.3: June 2022

- Compatible with Open Source (CE): 2.4.4

Version: 1.0.2: October 2021

- Compatible with Open Source (CE): 2.4.3

Version: 1.0.1: January 2021

- Compatible with Open Source (CE): 2.4.x.
- Bug Fix - Incorrect stock display of products in Wishlist and comparison list.

Version: 1.0.0: June 2020



- Added admin configuration option to enable or disable the module.
- Added option to hide price and Add to Cart button for individual products as well as for products in a category.
- Added pop-up price request form for customers.
- Added access control for admin users.

Support

If you have questions, use our contact form in webshopextension.com.