



Implementation Guide
Payment Datatrans Info



Table of Contents

Introduction	3
Payment Methods	3
Configurations	4
Compatibility	4
Features	4
Screenshots.	5
Release Note	7

Introduction

The datatrans payment info is an additional datatrans payment page add-on which supports various other payment methods apart from the payment methods supported by the datatrans payment plugin.

Datatrans is the leading Swiss Payment Service Provider which supports a wide range of payment methods under card payment method, digital wallets and other alternative payment methods. This plugin facilitates the working of certain other payment methods as a result of some customization in few other modules. This plugin works in redirect mode, where the customer will be redirected to the Datatrans Payment Page that gives access to all payment methods supported by the configured merchant with just a single integration. The advantage is fast, secure and simple payments eventually leads to higher turnover.

PIT Solutions is a global IT services company with their HeadQuarters in Switzerland. They focus on offering high end eCommerce solutions to their clients. For more details, please check PIT Solutions Our extension connects Odoo shop user to the payment hub, which has over 40 payment methods linked to it. The Connector works with the help of the Rest API's. This reduces the tendency of customers abandoning their cart when their preferred payment gateway is missing in the payment page. It also connects the user to the different payment service provider APIs and thereby lowering the costs of using payment routing.

The datatrans payment info is an extended version of datatrans payment acquirer plugin, which is a connector between odoo webshop and datatrans payment provider. Once the backend configurations are set you can easily move on to the shop page where you need to provide some additional information in the address section which are needed for smooth working of certain payment methods, then you can continue checkout process and proceed to payment where you can see the datatrans acquirer in the payment methods. Choose any of the datatrans payment acquirers and you will be redirected to the datatrans payment page. Now enter the card details and based on the success, cancel or error response you will be redirected back to our odoo Webshop.

Before integrating the Datatrans payment info plugin make sure that you have the datatrans payment acquirer plugin installed and configured properly.

Datatrans back-end provides configuration wherein one can define the Payment methods to be enabled for users. Once all datatrans payment plugin is configured, the Other payment methods which are supported by your merchant have to be mapped to the existing acquirer or you can create a new one.

Activate any of them and continue shopping. The payment acquirer will be listed in the shop payment page. Choose the datatrans payment acquirer and pay from the datatrans payment page and get back to the odoo webshop.

Payment Methods

There are over 40 payment methods available in datatrans. Not all payment methods are supported by datatrans acquirer plugin. With this module on can map the payment methods which require certain additional parameters for its working. The additional parameters include payment method specific parameters which can be configured in corresponding payment method or some general parameters such as customer details, order details, shipping or billing address. The few payment methods which

require additional parameters include:



Configurations

Once the configurations have been done, all the user needs to do is:

- Create an order by adding items to Cart
- Select the payment method
- Order is placed on successful payment
- Fill out the address fields payment
- Complete payment transaction

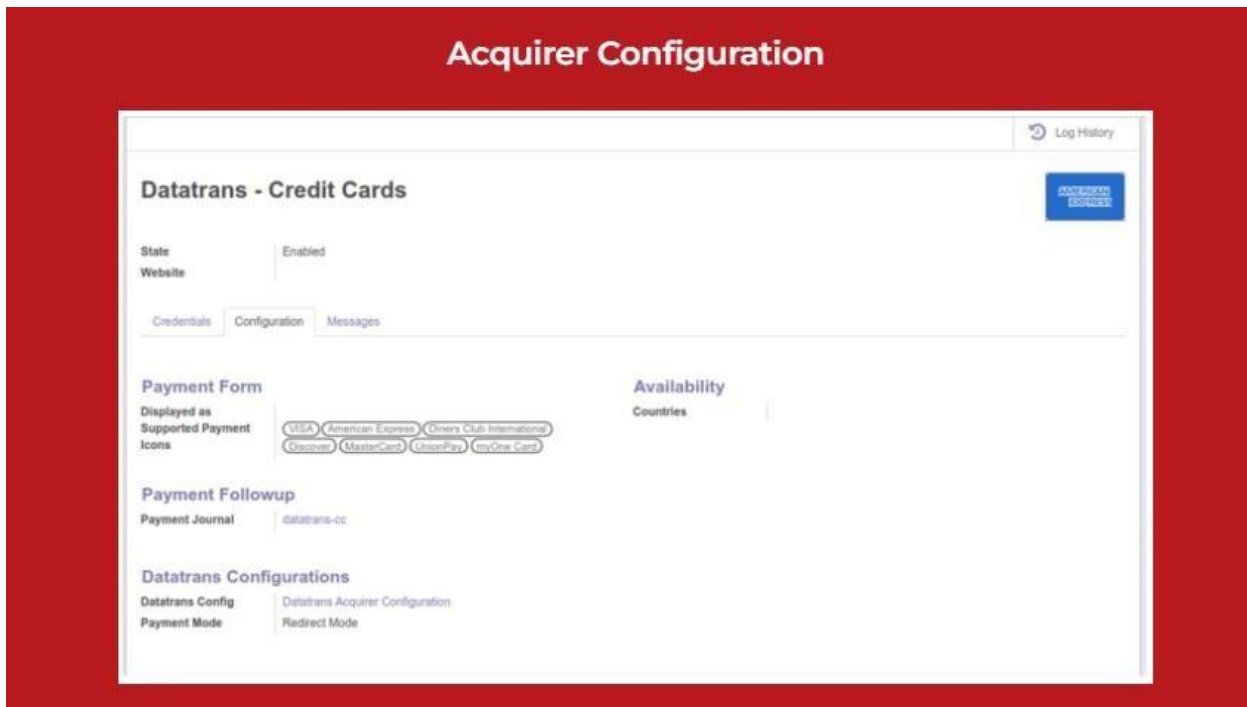
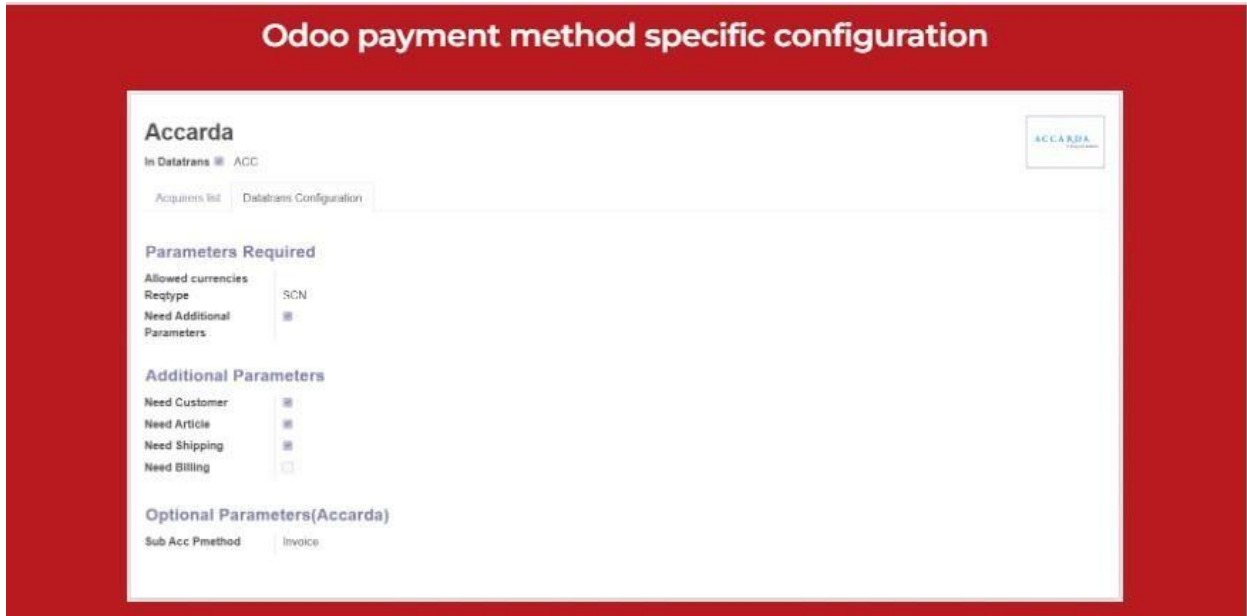
Compatibility

The extension is compatible with ODOO version 12 and 14 and it's easy to install.


Features




- Easy to install
- User-friendly and configurable as per one's requirement
- Customised address forms Supports additional payment methods

Screenshots.



Portal Detail Page

 / Details

Name <input type="text"/>	Email <input type="text"/>
Birth Date <input type="text" value="dd-mm-yyyy"/> 	Subscription <input type="text"/>
Gender <input type="text" value="Gender..."/> 	Register Number <input type="text"/>
Legal Form <input type="text"/>	Company Name <input type="text"/>
VAT Number <input type="text"/>	Phone <input type="text"/>
Street <input type="text"/>	City <input type="text"/>
Zip / Postal Code <input type="text"/>	Country <input type="text" value="Country..."/> 

Shop Address Page

Review Order Address

Your Address

Be aware!
You are editing your **billing and shipping** addresses at the same time!
If you want to modify your shipping address, create a [new address](#).

Some required fields are empty.

Name

Email

Phone

Birth Date

Gender

Subscription

Register Number

Legal Form

Release Note

Payment Datatrans Info plugin for version 15 and 16