



User Manual

Ecommerce Voice Search

1.0 Introduction

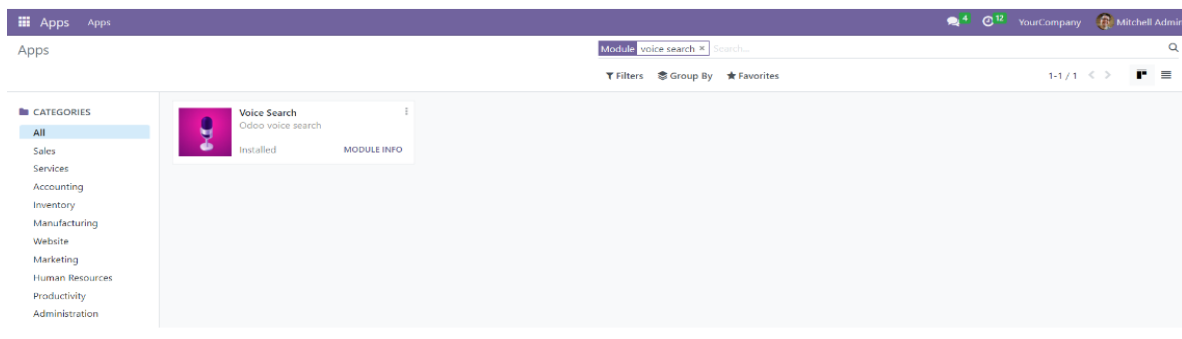
The inconvenience and inefficiency of typing in search queries, particularly on mobile devices, can lead to reduced customer satisfaction and potentially lower sales. Voice search aims to provide a more seamless and user-friendly search experience for customers, improving their overall shopping experience and potentially increasing conversion rates for e-commerce stores.

1.1 Features

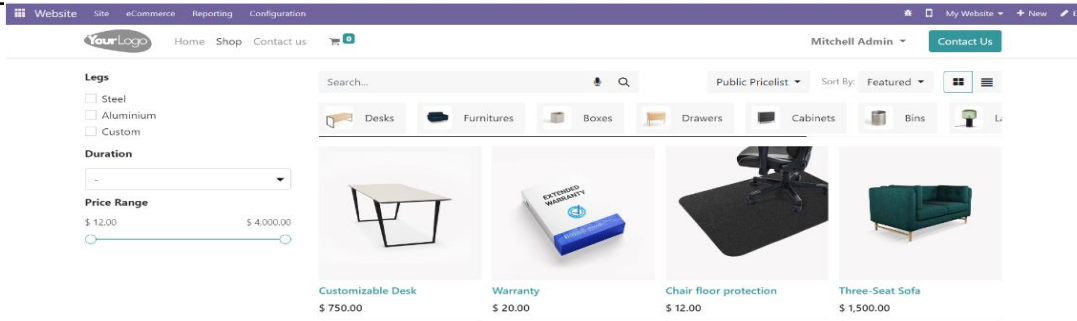
1. Utilizes the Google Web Speech API to convert voice signals to text.
2. Enhances the shopping experience and may boost e-commerce conversion rates.
3. Eliminates the need for typing, streamlining the search process.
4. Yields faster results and bypasses the inconvenience of text-based functions.
5. Provides a more user-friendly search experience and is particularly convenient for mobile users.

1.2 Working

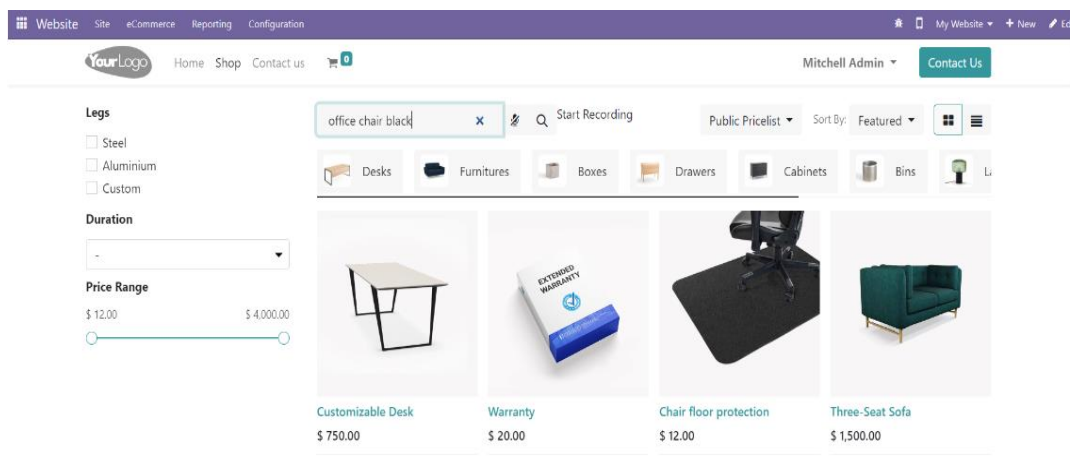
1. Install the Voice Search module



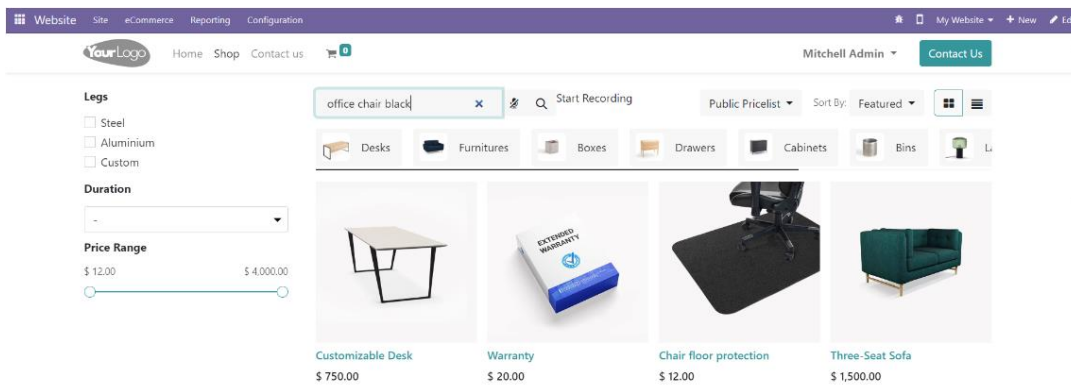
2. Click the microphone icon located in the search box.



3. Verbally express the product you want to search for.



4. Say "go," or wait for 2 seconds or press Enter, or click on the search button to initiate the search.



5. To reset the search input, say "Reset Input," or click on the X in the search box.




Website Site eCommerce Reporting Configuration My Website + New Edit

YourLogo Home Shop Contact us Mitchell Admin Contact Us

Price Range \$ 120.50 \$ 120.50

office chair black (1 found) Public Pricelist Sort By: Name (A-Z)

Furnitures



Office Chair Black
\$ 120.50