



Pits Backend Indexer Manual

Prerequisites

Magento Community 2.0.x, 2.1.x, 2.2.x, 2.3.x, 2.4.x

Installation

To install Backend Indexer module follow the steps below.

Step 1: Download Backend Indexer module.

Step 2: Access your web server directories and unzip and upload the content of the zip file to `app/code/Pits/Indexer/` directory.

Step 3: Run the following commands to complete the installation.

1. Enable the module - `php bin/magento module:enable`
2. Update of the database - `php bin/magento setup:upgrade`
3. Generate and pre-compile classes - `php bin/magento setup:di:compile`
4. Deploy static files - `php bin/magento setup:static-content:deploy`

Configuration

From the admin backend, go to **System > Index Management**



The screenshot shows the Magento System menu. The 'Index Management' option is highlighted with a red rectangular box. Other menu items include Data Transfer, Import, Export, Import/Export Tax Rates, Import History, Extensions, Integrations, Tools, Cache Management, Backups, and Web Setup Wizard.

Reindex some indexers

- Click to select the indexers you need to reindex
- Select **Reindex**
- Click **Submit**

The screenshot shows the 'Index Management' page. At the top, there is a dropdown menu set to 'Reindex' and a 'Submit' button. Below this, a table lists various indexers. The 'Reindex' button and the 'Reindex' dropdown are highlighted with red boxes. The table has columns for 'Indexer', 'Description', 'Mode', 'Status', and 'Updated'.

<input type="checkbox"/>	Indexer	Description	Mode	Status	Updated
<input checked="" type="checkbox"/>	Design Config Grid	Rebuild design config grid index	UPDATE ON SAVE	READY	May 21, 2020, 7:44:46 AM
<input checked="" type="checkbox"/>	Customer Grid	Rebuild Customer grid index	UPDATE ON SAVE	READY	May 21, 2020, 7:44:47 AM
<input checked="" type="checkbox"/>	Category Products	Indexed category/products association	UPDATE ON SAVE	READY	May 19, 2020, 7:51:59 AM
<input checked="" type="checkbox"/>	Product Categories	Indexed product/categories association	UPDATE ON SAVE	READY	May 19, 2020, 7:51:59 AM
<input checked="" type="checkbox"/>	Catalog Rule Product	Indexed rule/product association	UPDATE ON SAVE	READY	May 19, 2020, 7:52:00 AM
<input checked="" type="checkbox"/>	Product EAV	Index product EAV	UPDATE ON SAVE	READY	May 19, 2020, 7:52:00 AM
<input checked="" type="checkbox"/>	Stock	Index stock	UPDATE ON SAVE	READY	May 19, 2020, 7:52:00 AM
<input checked="" type="checkbox"/>	Inventory	Inventory index (MSI)	UPDATE ON SAVE	READY	May 19, 2020, 7:52:00 AM
<input checked="" type="checkbox"/>	Catalog Product Rule	Indexed product/rule association	UPDATE ON SAVE	READY	May 19, 2020, 7:52:01 AM
<input checked="" type="checkbox"/>	Product Price	Index product prices	UPDATE ON SAVE	READY	May 19, 2020, 7:52:01 AM
<input checked="" type="checkbox"/>	Catalog Search	Rebuild Catalog product fulltext search index	UPDATE ON SAVE	READY	May 19, 2020, 6:15:29 AM



Index Management

Search, Notifications, admin

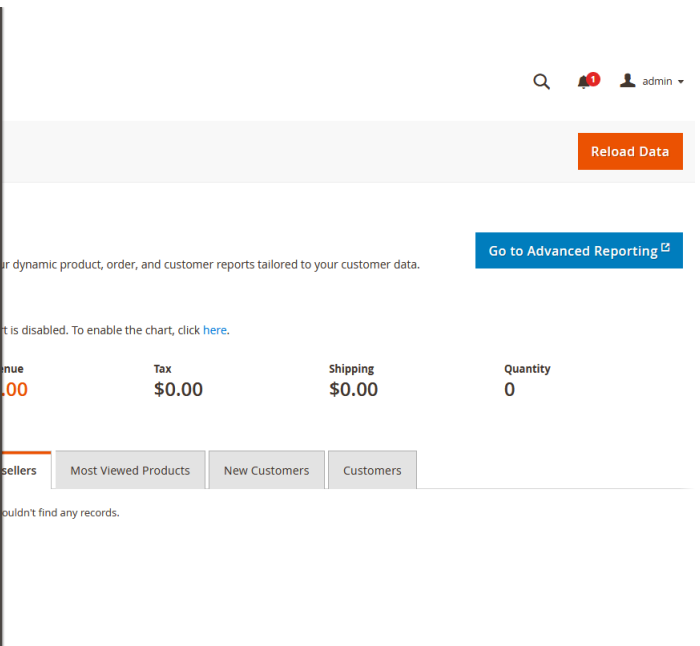
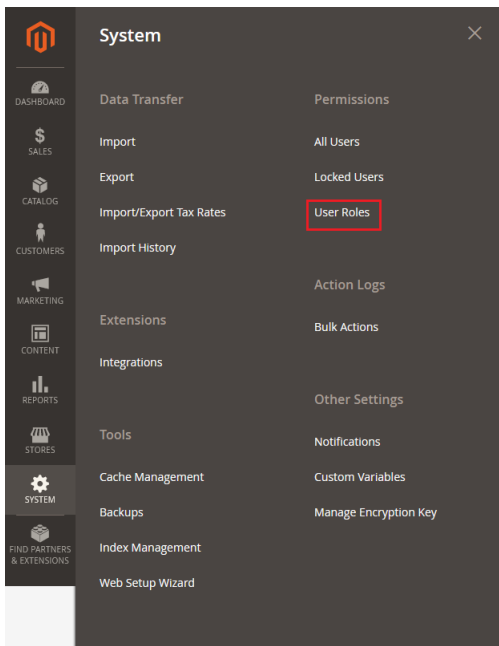
11 Indexer(s) are reindexed.

Actions 11 records found

<input type="checkbox"/>	Indexer	Description	Mode	Status	Updated
<input type="checkbox"/>	Design Config Grid	Rebuild design config grid index	UPDATE ON SAVE	READY	May 21, 2020, 7:44:46 AM
<input type="checkbox"/>	Customer Grid	Rebuild Customer grid index	UPDATE ON SAVE	READY	May 21, 2020, 7:44:47 AM
<input type="checkbox"/>	Category Products	Indexed category/products association	UPDATE ON SAVE	READY	May 19, 2020, 7:51:59 AM
<input type="checkbox"/>	Product Categories	Indexed product/categories association	UPDATE ON SAVE	READY	May 19, 2020, 7:51:59 AM
<input type="checkbox"/>	Catalog Rule Product	Indexed rule/product association	UPDATE ON SAVE	READY	May 19, 2020, 7:52:00 AM
<input type="checkbox"/>	Product EAV	Index product EAV	UPDATE ON SAVE	READY	May 19, 2020, 7:52:00 AM
<input type="checkbox"/>	Stock	Index stock	UPDATE ON SAVE	READY	May 19, 2020, 7:52:00 AM
<input type="checkbox"/>	Inventory	Inventory index (MSI)	UPDATE ON SAVE	READY	May 19, 2020, 7:52:00 AM
<input type="checkbox"/>	Catalog Product Rule	Indexed product/rule association	UPDATE ON SAVE	READY	May 19, 2020, 7:52:01 AM
<input type="checkbox"/>	Product Price	Index product prices	UPDATE ON SAVE	READY	May 19, 2020, 7:52:01 AM
<input type="checkbox"/>	Catalog Search	Rebuild Catalog product fulltext search index	UPDATE ON SAVE	READY	May 19, 2020, 6:15:29 AM

Manage User Roles

Step 1 : Go to Admin > System > User Roles





Step 2: Add a new role resource

Fill in the role information section.

New Role

ROLE INFORMATION

Role Info

Role Resources

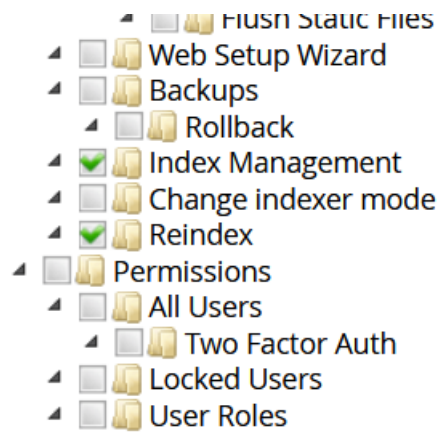
Role Information

Role Name *

Current User Identity Verification

Your Password *

Select Index Management and Reindex roles at Role Resources section, then click on Save Role.



Step 3: Set role users for admin accounts, then click on **Save Role** to finish.

Support

If you have questions use our contact form in webshopextension.com.